



### District Report Card: 2017


<b>State:</b> Odisha	<b>District:</b> Nuapada
<b>Class:</b> 8	<b>Subject:</b> Language
<b>Schools:</b> 48	<b>Students:</b> 1119


### Participation/Coverage


#### Students

<div>GENDER</div> <div></div>	Boys		Girls	
	Number	%	Number	%
	531	47.45	588	52.55

<div>AREA</div> <div></div>	Rural		Urban	
	Number	%	Number	%
	1051	93.92	68	6.08

<div>CATEGORY</div> <div></div>	SC		ST		OBC		GEN	
	Number	%	Number	%	Number	%	Number	%
	189	16.89	370	33.07	541	48.35	19	1.70

<div>CWSN</div> <div></div>	LD	VI	HI	S&LD	ID	Oth
	4	11	1	4	3	5

<div>Management</div> <div></div>	Government		Government-aided	
	Number	%	Number	%
	1089	97.32	30	2.68

### Average Performance of Students in Language (%)

Overall	Gender		Area		Management		Social Group			
	Male	Female	Rural	Urban	Govt.	Aided	SC	ST	OBC	GEN
50.42	51.17	49.74	51.06	40.59	49.86	70.67	50.97	46.04	52.68	65.96

## Performance on Learning Outcomes (LOs)

Learning Outcomes	Description	Average Performance(%)
L813	Read textual/non-textual materials with comprehension and identifies the details, characters, main idea and sequence of ideas and events while reading	50.42

Range of Performance of Students who Answered Correctly							
Below 30%		30% - 50%		50% - 75%		Above 75%	
Number	%	Number	%	Number	%	Number	%
238	21.27	322	28.78	387	34.58	172	15.37

## Lowest Performing Learning Outcomes (LOs)

1 - Read textual/non-textual materials with comprehension and identifies the details, characters, main idea and sequence of ideas and events while reading (50.42)